

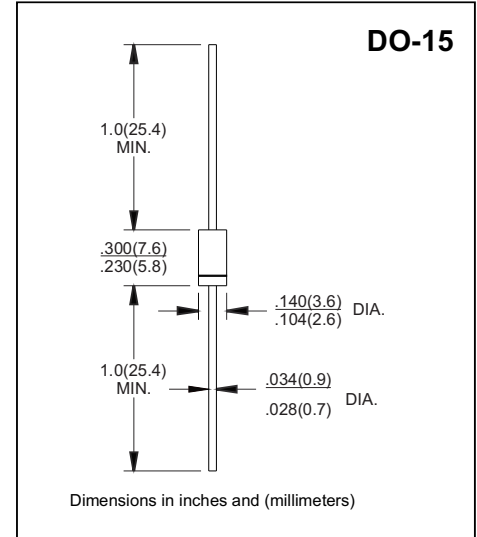
AXIAL SILASTIC GUARD JUNCTION STANDARD RECTIFIER

FEATURES

- Low cost construction
- Low forward voltage drop
- Low reverse leakage
- High forward surge current capability
- High temperature soldering guaranteed:
260°C/10 secods/.375"(9.5mm)lead length at 5 lbs(2.3kg) tension

MECHANICAL DATA

- Case: Transfer molded plastic
- Epoxy: UL94V-O rate flame retardant
- Polarity: Color band denotes cathode end
- Lead: Plated axial lead, solderable per MIL-STD-202E method 208C
- Mounting position: Any
- Weight: 0.014 ounce, 0.39 grams



MAXIMUM RATINGS AND ELECTRICAL CHARACTERISTICS

- Ratings at 25°C ambient temperature unless otherwise specified
- Single Phase, half wave, 60Hz, resistive or inductive load
- For capacitive load derate current by 20%

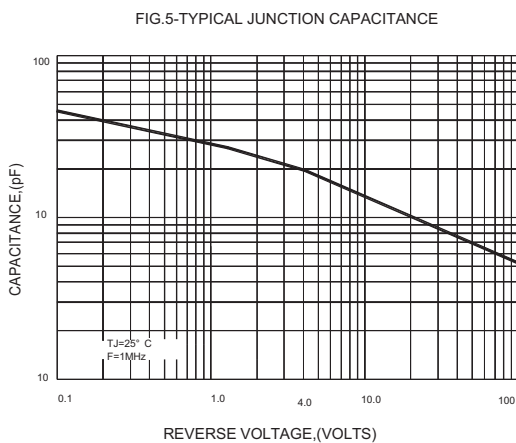
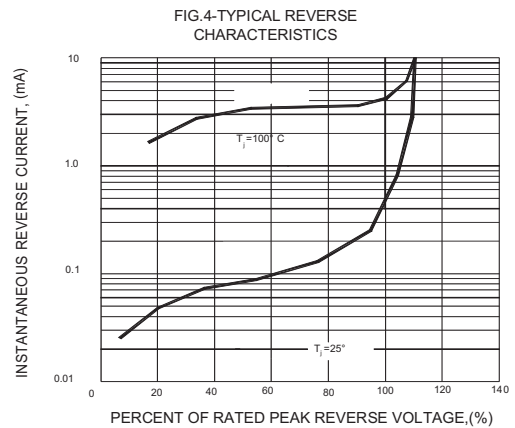
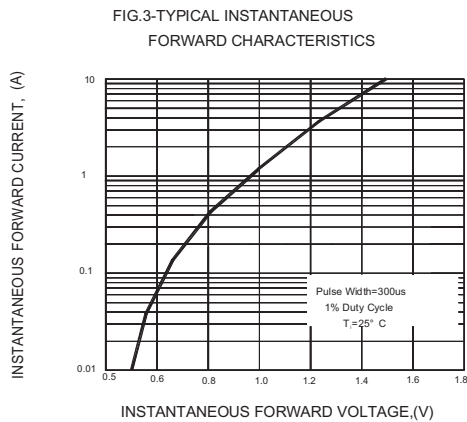
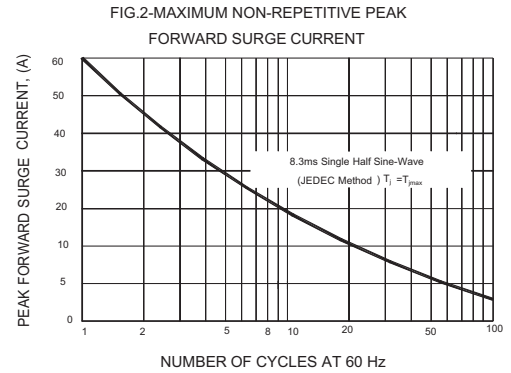
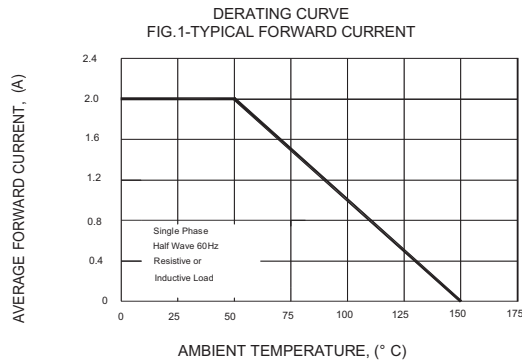
PARAMETER	SYMBOLS	RL201	RL202	RL203	RL204	RL205	RL206	RL207	UNIT
Maximum Repetitive Peak Reverse Voltage	V_{RRM}	50	100	200	400	600	800	1000	Volts
Maximum RMS Voltage	V_{RMS}	35	70	140	280	420	560	700	Volts
Maximum DC Blocking Voltage	V_{DC}	50	100	200	400	600	800	1000	Volts
Maximum Average Forward Rectified Current 0.375"(9.5mm) lead length at $T_A=50^\circ\text{C}$	$I_{(AV)}$	2.0							Amps
Peak Forward Surge Current 8.3mS single half sine wave superimposed on rated load (JEDEC method)	I_{FSM}	60							Amps
Maximum Instantaneous Forward Voltage @2.0A	V_F	1.1							Volts
Maximum DC Reverse Current at Rated DC Blocking Voltage per element	$T_A = 25^\circ\text{C}$	5.0							μA
	$T_A = 100^\circ\text{C}$	50							
Maximum Full Load Reverse Current, full cycle average 0.375"(9.5mm)lead length at $T_L=75^\circ\text{C}$	$I_{R(AV)}$	30							μA
Typical Junction Capacitance (Note 1)	C_J	20							pF
Typical Thermal Resistance (Note 2)	$R_{\theta JA}$	40							$^\circ\text{C}/\text{W}$
Operating Junction Temperature Range	T_J	-55 to +150							$^\circ\text{C}$
Storage Temperature Range	T_{STG}	-55 to +150							$^\circ\text{C}$

Notes:

1. Measured at 1.0MHz and Applied Reverse Voltage of 4.0V DC.
2. Thermal Resistance from junction to Ambient at .375"(9.5mm)lead length, P.C.board mounted.

AXIAL SILASTIC GUARD JUNCTION STANDARD RECTIFIER

RATING AND CHARACTERISTIC CURVES RL201 - RL207



Disclaimer

All product, product specifications and data are subject to change without notice to improve reliability, function or design or otherwise.