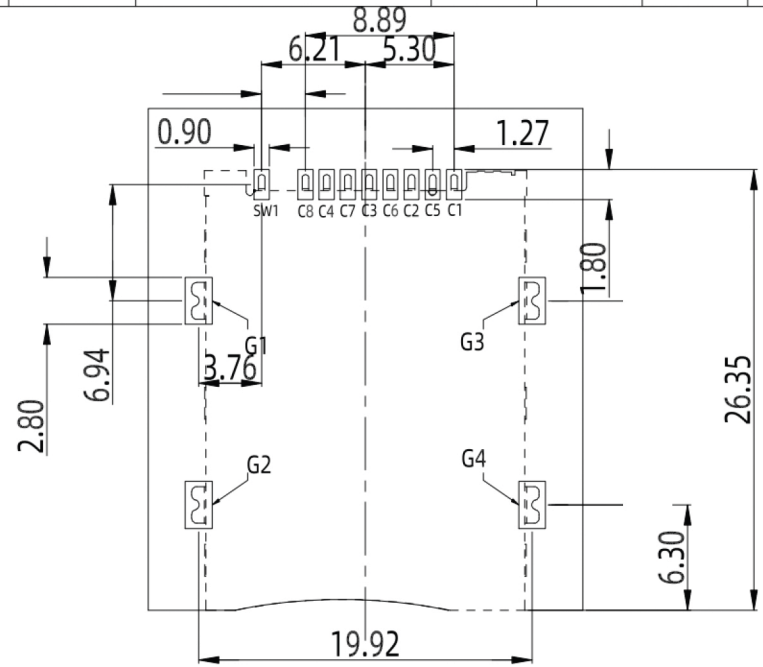
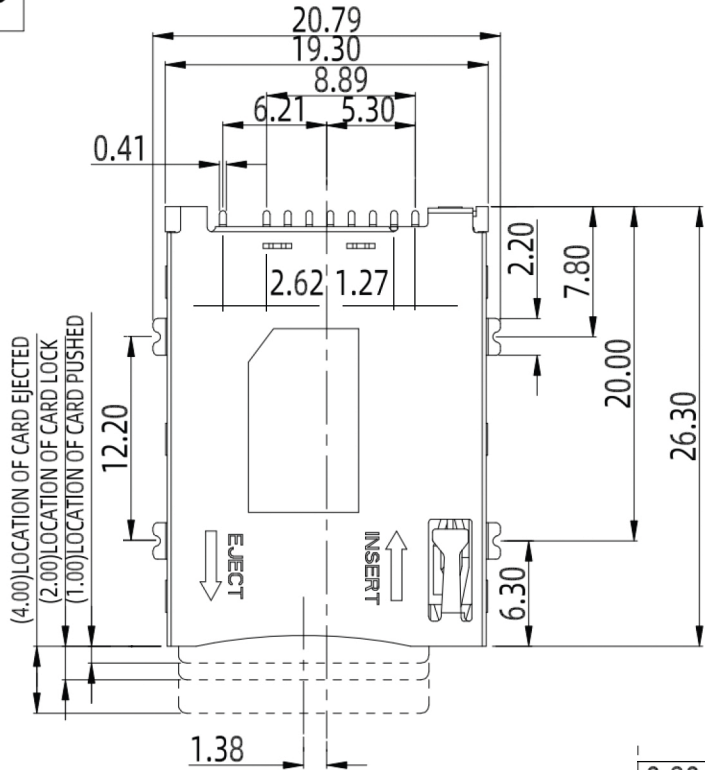
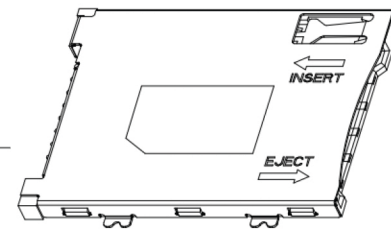
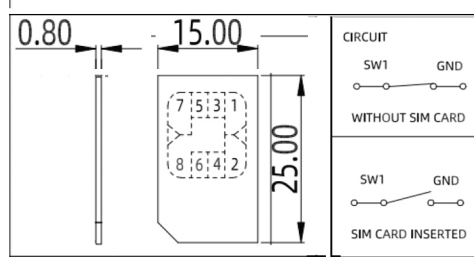
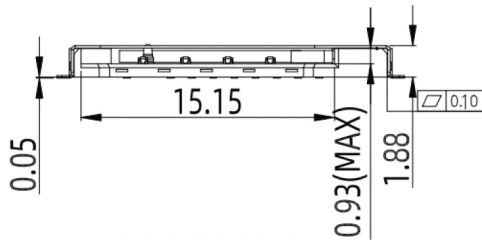


RoHS

REV.	EC#	DESCRIPTION	DATE	DRAWING	CHECKED	APPROVED
A0						



RECOMMENDED PCB LAYOUT



NOTES:

- 1.MATERIAL:  
HOUSING: HIGH TEMPERATURE THERMOPLASTIC UL94V\_0,COLOR:BLACK.  
CONTACT: COPPER ALLOYS.  
COVER: COPPER ALLOYS OR STEEL.
  - 2.PLATING:  
2.1 CONTACT:  
UNDERPLATE: NICKEL.  
CONTACT AREA: GOLD OVER NICKEL.  
SOLDER AREA: TIN OVER NICKEL.
  - 2.2 SHELL:G/FPLATE OVER NICKEL ON SOLDER TAILS
  - 3.MULTIMEDIA CARD COMPATIBLE
- PLEASE CONTACT CNIMD SALES REPRESENTATIVE TO VERIFY PRODUCT DETAILS & AVAILABILITY

PIN NO.	DESCRIPTION
C1	VCC
C5	GND
C2	RST
C6	VPP
C3	CLK
C7	I/O
C4	DATO
C8	MCMD
SW1	C/D
G1-G4	GND

MILLIMETERS	INCH	UNITS
X. <sup>o</sup> ± 2 <sup>o</sup>	X. <sup>o</sup> ± 2 <sup>o</sup>	MM
.X ± 0.30	.XX ± 0.012	MAT'L
.XX ± 0.20	.XXX ± 0.008	SEE NOTES
.XXX ± 0.10	.XXXX ± 0.004	FINISH
		SEE NOTES
		QTY
		SEE NOTES

PART NUMBER:	TITLE:	
APPD:	DWG NO.:	
CHKD:		
DR:		
SCALE	SHEET	REV.
1:1	1/2	A1

