



1N4148WS

Reverse Voltage 100 Volts Forward Current - 0.15 Ampere

FAST SWITCHING DIODES

Features

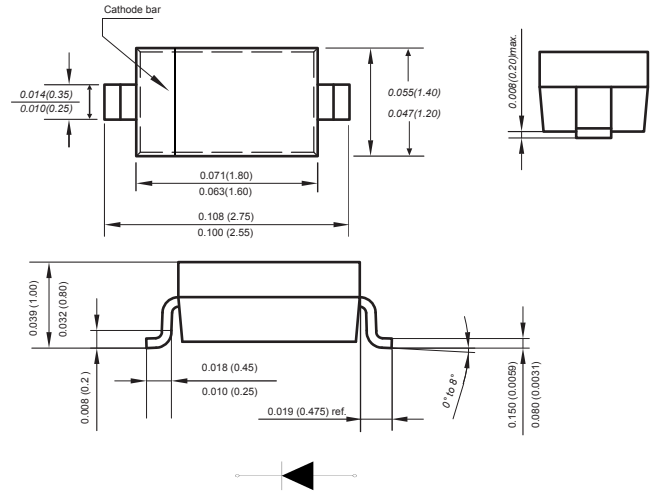
- ◆ Fast switching speed
- ◆ Surface mount package ideally suited
- ◆ for automatic insertion
- ◆ For general purpose switching applications
- ◆ High conductance

SOD_323



Mechanical Data

Case: JEDEC SOD-323 molded plastic body
 Terminals: Plated leads solderable per MIL-STD-750, Method 2026
 Polarity: Polarity symbols marked on case
 Weight : 0.0007 ounce, 0.02 grams
 Marking: T4



Dimensions in inches and (millimeters)

Absolute Maximum Ratings at 25 °C

PARAMETER	SYMBOLS	Limits	UNITS
Maximum repetitive peak reverse voltage	V_{RRM}	100	V
Maximum RMS voltage	V_{RMS}	75	
Reverse Breakdown voltage at $I_R=1\mu A$	$V_{(BR)R}$	75	
Forward continuous current	I_{FM}	300	mA
Average rectified output current	I_o	150	mA
Peak forward current @=1.0MS	I_{FSM}	4.0	A
Power dissipation	P_d	400	mW
Thermal resistance junction to ambient	$R_{\theta JA}$	250	°C/W
Junction temperature	T_j	125	°C
Storage temperature	T_{STG}	-55 to +150	°C

Characteristics at $T_a=25\text{ }^\circ\text{C}$

PARAMETER	SYMBOLS	Min.	Typ.	Max.	Unit	Conditions
Forward voltage	V_{F1}			0.715	V	$I_F=1.0\text{mA}$
	V_{F2}			0.855	V	$I_F=10\text{mA}$
	V_{F3}			1.0	V	$I_F=50\text{mA}$
	V_{F4}			1.25	V	$I_F=150\text{mA}$
Reverse current	I_{R1}			0.025	μA	at $V_R=20\text{V}$ $T_j=25\text{ }^\circ\text{C}$
	I_{R2}			1	μA	at $V_R=75\text{V}$ $T_j=25\text{ }^\circ\text{C}$
	I_{R3}			30	μA	at $V_R=25\text{V}$ $T_j=150\text{ }^\circ\text{C}$
	I_{R4}			50	μA	at $V_R=75\text{V}$ $T_j=150\text{ }^\circ\text{C}$
Capacitance between terminals	C_T			5	pF	$V_R=0\text{V}$, $f=1.0\text{MHz}$
Reverse recovery time	t_{rr}			8	ns	$I_F=I_R=10\text{mA}$ $I_{rr}=0.1X I_R$, $R_L=100\ \Omega$



1N4148WS

Reverse Voltage 100 Volts Forward Current - 0.15 Ampere

Typical Characteristics

Fig.1 Forward Current Derating Curve

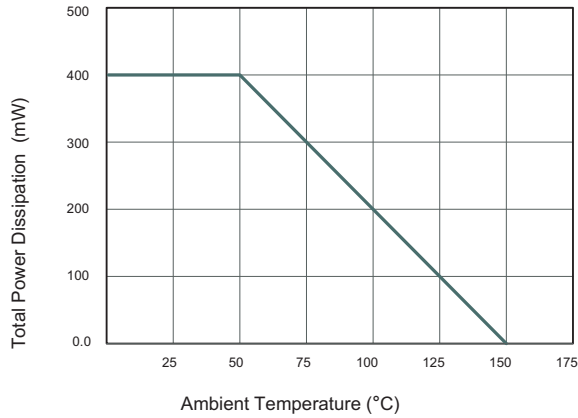


Fig.2 Typical Reverse Characteristics

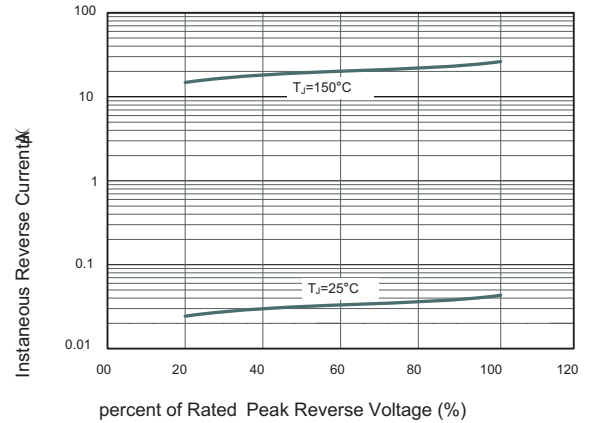


Fig.3 Typical Instantaneous Forward Characteristics

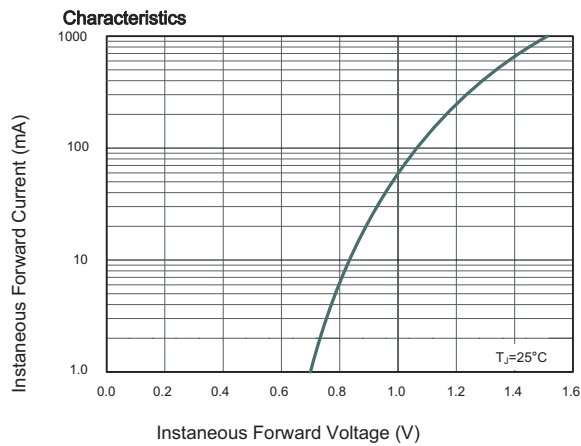
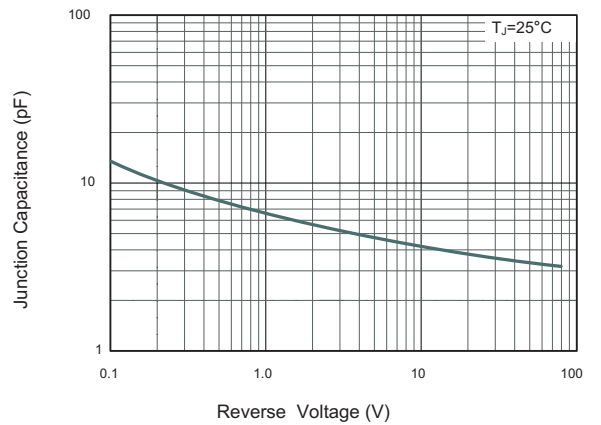


Fig.4 Typical Junction Capacitance



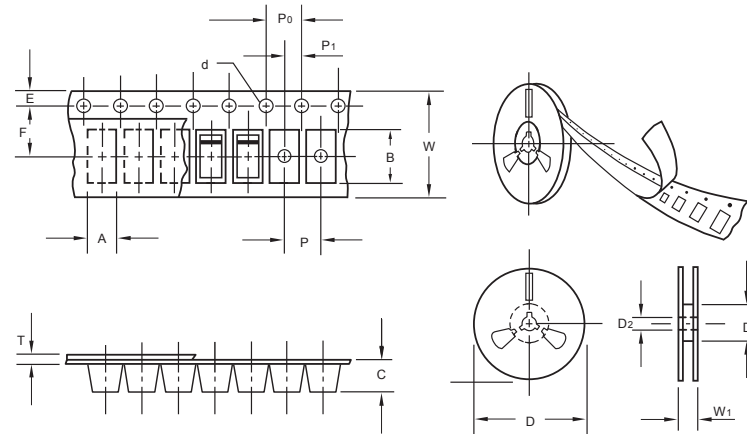
The curve above is for reference only.



1N4148WS

Reverse Voltage 100 Volts Forward Current - 0.15 Ampere

Packing information



unit:mm

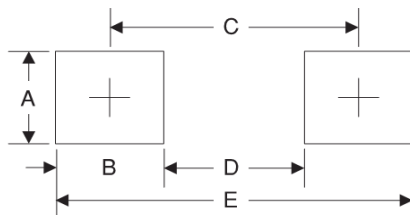
Item	Symbol	Tolerance	SOD-323
Carrier width	A	0.1	2.1
Carrier length	B	0.1	4.0
Carrier depth	C	0.1	1.60
Sprocket hole	d	0.05	1.55
7" Reel outside diameter	D	2.0	178.00
7" Reel inner diameter	D ₁	min	50.0
Feed hole diameter	D ₂	0.5	13.00
Sprocket hole position	E	0.1	1.75
Punch hole position	F	0.1	3.50
Punch hole pitch	P	0.1	4.00
Sprocket hole pitch	P ₀	0.1	4.00
Embossment center	P ₁	0.1	2.00
Overall tape thickness	T	0.1	0.25
Tape width	W	0.3	8.15
Reel width	W ₁	1.0	10.5

Note: Devices are packed in accordance with EIA standard RS-481-A and specifications listed above.

Reel packing

PACKAGE	REEL SIZE	REEL (pcs)	COMPONENT SPACING (m/m)	BOX (pcs)	INNER BOX (m/m)	REEL DIA, (m/m)	CARTON SIZE (m/m)	CARTON (pcs)	APPROX. GROSS WEIGHT (kg)
SOD-323	7"	3,000	4.0	45,000	210*208*203	178	430*430*235	180,000	

Suggested Pad Layout



Symbol	Unit (mm)	Unit (inch)
A	0.7	0.028
B	0.7	0.028
C	2.15	0.085
D	1.8	0.071
E	2.85	0.112

Important Notice and Disclaimer

Microdiode Electronics (Jiangsu) reserves the right to make changes to this document and its products and specifications at any time without notice. Customers should obtain and confirm the latest product information and specifications before final design, purchase or use.

Microdiode Electronics (Jiangsu) makes no warranty, representation or guarantee regarding the suitability of its products for any particular purpose, nor does Microdiode Electronics (Jiangsu) assume any liability for application assistance or customer product design. Microdiode Electronics (Jiangsu) does not warrant or accept any liability with products which are purchased or used for any unintended or unauthorized application.

No license is granted by implication or otherwise under any intellectual property rights of Microdiode Electronics (Jiangsu).

Microdiode Electronics (Jiangsu) products are not authorized for use as critical components in life support devices or systems without express written approval of Microdiode Electronics (Jiangsu).